

Hervey Bay Active Riders Club Inc. Guidelines for Lead Line / Assisted Dressage

Rules and Regulations

- Hervey Bay Active Rides Inc. Rules and Regulations apply http://www.herveybayactiveriders.org.au/docs/hbar_rules.pdf together with Equestrian Australia Rules <http://www.equestrian.org.au/dressage-rules> in addition to those noted below.

Lead Line Dressage

- A class for a handler and a miniature horse/pony/horse (no rider).
- The miniature horse/pony/horse can complete the lead line dressage test in a halter, or snaffle bridle.
- The miniature horse/pony/horse can be any height; no weanlings (i.e. less than one year of age) are to be exhibited.

Assisted Dressage

- A class for a handler, rider and horse/pony.
- Horses/ponies must be 3 years of age or over at 1 August 2015. Safety is a priority and the onus is on the parent / guardian / adult handler to select a suitable mount.
- The adult handler leads the exhibit on foot and although it is the horse/pony and rider combination that is being judged, the overall impression is still important.
- The horse/pony must be shown in a snaffle bridle.
- No spurs or whips for the rider.
- Only one rein is permitted from the bit directly to the rider's hand.
- A narrow strap may be attached to the front of the saddle for the rider to hold if it is not rising to the trot.
- The adult handler should be beside, not in front of the horse/pony's shoulder and ideally one metre away from the exhibit. The handler must hold the lead rein in the left hand, leaving the handler's right hand free to assist the rider should any problems arise.

Tips for both Lead Line / Assisted Dressage

- The judge's decision shall be final, and not open to negotiation.
- Stallions are not permitted.
- Children under 12 years and over 6 years of age may participate if accompanied by an adult handler.
- No leg bandages are to be used for this dressage test.
- Average time per test is 2 - 3 minutes.
- Each movement in the test is scored on a scale from 0 to 10 as follows:

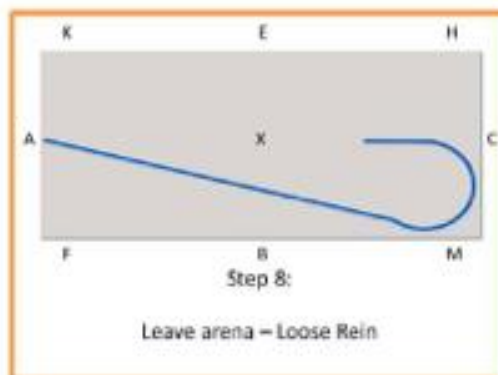
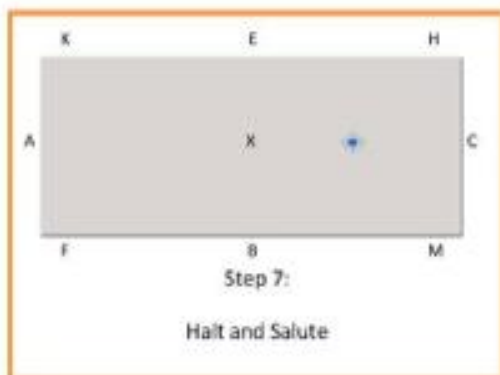
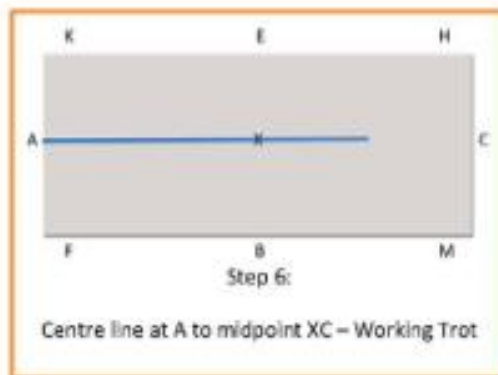
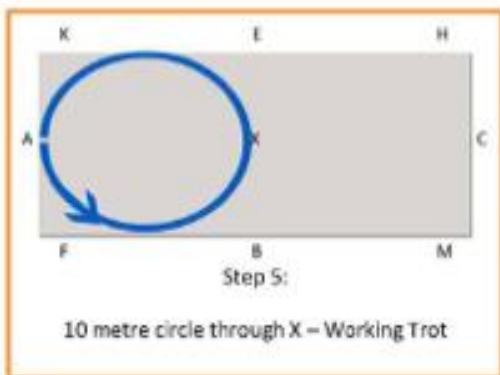
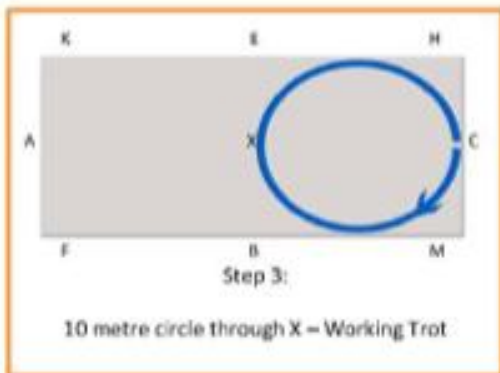
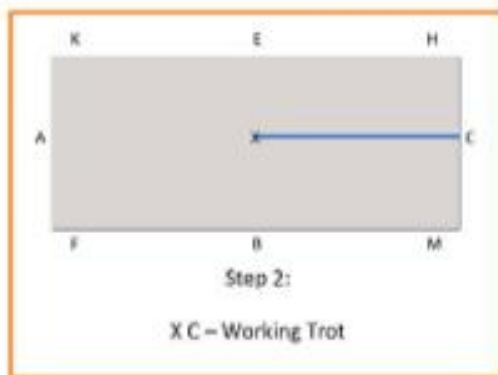
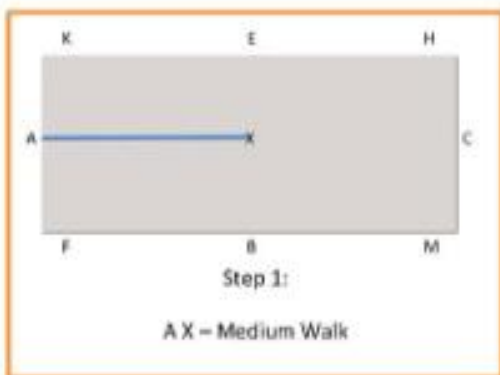
10 - Excellent	9 - Very Good	8 - Good	7 - Fairly Good	6 - Satisfactory
5 - Sufficient	4 - Insufficient	3 - Fairly Bad	2 - Bad	1 - Very Bad
0 - Not Executed				

Points are awarded for:

- Grace, flexibility, and obedience.
- Smoothness of transitions from one gait to another.
- The horse's ability to maintain an even rhythm at each gait.

Tips:

- Competitors enter the arena at A and halt at X to salute the judge (who is located outside the arena at 'C') at the start and finish of the test. A salute involves lowering the left arm by one's side and nodding the head to the judge. It is not a military style salute. The horse should stand parallel to the handler at the salute.
- There is no lunging involved in the test. The handler remains at the horse's left shoulder at all times.
- A 'working trot' is a strong energetic trot - though not an extended trot.
- A 'free walk' requires the horse to have a longer lead to allow for stretching of the neck while maintaining an active pace without breaking stride.
- Competitors can choose to memorise the test or have a 'caller', who calls each movement to the competitor from the side of the arena. It helps if the caller familiarises themselves with the test first. Event organisers are not available to act as callers.
- Every movement noted on the dressage test from #1 through to #8 is scored - competitors are being marked by the judge from the time they enter at A until they exit at A on completion of the test.
- Course errors: A whistle / horn will be blown / sounded once to signal a course error. If this occurs, the judge will invite the competitor to resume the test from the last correctly completed element. Two whistle/horn blows signals elimination.
- Gaits: The walk should be a definite four beat gait that is brisk, true, flat footed with good reach. The trot should be a definite two-beat diagonal gait that is balanced and free moving. Both the Walk and the Trot should be straight and true with a long, active and elastic stride.



Hervey Bay Active Riders Inc. Lead Line / Assisted Dressage Test				
Date:		Circle One:	Lead Line	Assisted Dressage
Horse:		Handler:		
		Movement	What Judge is looking for	Score /10
1	AX	enter at medium walk	straightness on centreline, transitions, quality of walk	
2	XC	working trot	quality of trot	
3	C	full circle right 10 metre diameter at working trot	roundness of circle	
4	CXA	trot serpentine through X	quality of trot, roundness of serpentine	
5	A	full circle right 10 metre diameter at working trot	roundness of circle	
6	AXC	working trot up centre line to G	quality of trot, straightness of centreline	
7	G	halt and salute	quality and straightness of halt	
8	C	track right and exit arena on loose lead	quality of free walk	
Comments:				
Total Score				/80

Note: Test adapted from Independent Miniature Horse Registration Inc. resources.